



HOW TO MASTER AI MUSIC

THE COMPLETE GUIDE

Everything you need to know about fixing AI-generated audio and making it sound professional on every platform.

Part 1 of 3 • Free Edition • February 2026

masterforge.app

What's Inside

01 Why Your AI Music Needs Mastering

The hidden gap between AI output and professional audio

02 The 5 Problems With AI-Generated Audio

Frequency, dynamics, stereo, artifacts, and loudness

02b Why AI Generators Create These Problems

Neural codecs, diffusion smoothing, channel decoding — root causes and fixes

03 Fix It: The MasterForge Workflow

Upload, analyze, clean, master, compare, export

04 Choose Your Sound: Genre Masters

EDM, Hip-Hop, Metal — presets built for your music

05 The Tweaking Advantage

39 professional controls in 8 processing modules

06 Understanding Platform Codecs

YouTube, Spotify, Apple Music — decoded

07 Your Playback Chain Matters

Device and browser optimization tips

08 MasterForge vs. Other Tools

Transparent feature and pricing comparison

09 Going Pro: Real-Time Mastering

Parametric EQ, ToneMap, stem mixing, and beyond

10 Get Started

Try free, pricing, and what comes in Parts 2 & 3

ABOUT THIS GUIDE

This is **Part 1 of 3**. Register at masterforge.app to receive Part 2 (Advanced Techniques) and Part 3 (Platform Delivery) free when they're released.

Why Your AI Music Needs Mastering

AI music generators like **Suno**, **Udio**, and others have made music creation accessible to everyone. Describe a song in words and hear a complete track in seconds. But there's a gap between what these tools produce and what sounds professional on streaming platforms, in your car, or through earbuds.

The raw output from AI generators is impressive — but it's **unmastered**. It hasn't been through the final stage of audio production where frequency balance, dynamics, stereo image, and loudness are optimized for real-world listening. Professional studios spend significant time and money on this step.

The good news: you don't need a professional studio or years of audio engineering experience. You need the right tools and the knowledge of what to listen for. That's what this guide is about.

What mastering actually does

Balances frequencies so nothing sounds too harsh, too muddy, or too thin.

Controls dynamics so quiet parts are audible and loud parts don't clip.

Optimizes stereo image for consistent playback across all devices.

Removes artifacts — noise, clicks, and synthetic residue from AI generation.

Targets correct loudness for your chosen platform (YouTube, Spotify, Apple Music).

KEY INSIGHT

AI generators optimize for *musical content*, not *audio quality*. Mastering bridges that gap. Even a great mix needs mastering — AI output isn't even mixed. It needs it even more.

The 5 Problems With AI-Generated Audio

AI-generated music has consistent, recognizable issues. Understanding them is the first step to fixing them.

Frequency Imbalance

1

Overly emphasized upper midrange (1–4 kHz) causes harshness and listening fatigue. Low end may pump or lack definition. Tonal balance rarely matches professional tracks.

Dynamic Inconsistency

2

Output may be unnaturally compressed or have unexpected volume swings. Transients — attack of drums, pluck of guitar — may be missing or exaggerated.

Stereo Image Problems

3

Artificial stereo field — oddly narrow or unrealistically wide. Bass spread into stereo causes phase cancellation on phone speakers and Bluetooth.

Artifacts & Synthetic Residue

4

Metallic resonances, robotic textures, micro-glitches, clicking. Listeners sense something "off" even if they can't name it.

Loudness & Platform Mismatch

5

Raw AI output isn't optimized for streaming. YouTube and Spotify normalize to –14 LUFS. Apple Music to –16 LUFS. Too loud and the platform crushes your dynamics. Too quiet and it sounds weak. Without proper targeting, your music always sounds wrong in context.

THE BOTTOM LINE

These five problems exist in virtually every AI-generated track. The good news? Every one of them is fixable — and you don't need to understand the technical details to fix them.

Why AI Generators Create These Problems

These aren't random defects. They're structural consequences of how AI music generation works. Understanding the root cause helps you target the right fix — and explains why generic mastering tools miss these issues entirely.

ROOT CAUSE

Neural Audio Codec Quantization → Shimmer & Metallic Artifacts

AI music generators like Suno and Udio compress audio into discrete tokens using neural codecs (SoundStream, Encodec). This quantization forces continuous audio into a finite codebook. The result: stable resonant peaks appear in the 6–14 kHz range — metallic, ringing overtones that weren't in the intended sound. This is the "shimmer" that makes AI tracks sound synthetic, especially on headphones.

MASTERFORGE SOLUTION

AI Artifact Suppressor runs STFT analysis across your track, identifies frequency bins with abnormally stable magnitude (low variance across frames), and attenuates them. It targets exactly what codec quantization creates — without touching natural harmonics that vary organically over time.

ROOT CAUSE

Diffusion Over-Smoothing → Spectral Fog & Lost Detail

Most AI generators use diffusion models that build audio through iterative denoising steps. Each step averages nearby predictions, progressively smoothing out micro-level spectral detail. The result: a flat, unfocused quality in the 400–2000 Hz midrange — like listening through a thin blanket. Transients lose their snap. The attack slope of an AI-generated snare is measurably softer than a real one.

MASTERFORGE SOLUTION

AI Artifact Suppressor detects spectral fog by measuring spectral flatness — when mid-frequency energy becomes unnaturally uniform, it identifies and reduces the over-smoothed content. **Spectral Noise Gate** then removes residual low-level haze while preserving transient attacks and natural dynamics.

ROOT CAUSE**Independent Channel Decoding → Stereo & Bass Problems**

AI models often generate or decode left and right channels with insufficient cross-channel awareness. This creates phase inconsistencies that human producers would never allow. The worst effect: bass frequencies spread into the stereo field instead of staying centered. On mono systems — phone speakers, Bluetooth, club PAs with mono subs — the out-of-phase bass partially cancels itself. Your track literally loses its low end.

MASTERFORGE SOLUTION

Bass Mono applies M/S processing to sum the side channel below a configurable crossover frequency (60–300 Hz). Bass becomes centered and mono-compatible without touching the stereo image above the crossover. This is the same technique used in professional vinyl mastering — now applied to fix an AI-specific problem.

ROOT CAUSE**No Mastering Stage → Loudness & Dynamic Mismatch**

AI generators optimize for musical content — melody, harmony, arrangement. They don't optimize for delivery. The raw file has no loudness normalization, no dynamic range control, no frequency correction for playback. When streaming platforms apply their normalization (Spotify at –14 LUFS, Apple Music at –16 LUFS), an unmastered AI track gets pushed around — too loud and the platform crushes dynamics, too quiet and it sounds weak.

MASTERFORGE SOLUTION

Platform Optimization targets the exact LUFS standard for your destination. **Multiband Compression** controls dynamics across four frequency bands independently. **Transient Shaper** restores the attack characteristics that AI generation flattened. The result: your track competes on equal terms with professionally produced music.

THE BOTTOM LINE

Generic mastering tools treat symptoms. MasterForge targets the root causes — because every processing module was built knowing exactly what AI audio codecs, diffusion models, and channel decoders do wrong.

Fix It: The MasterForge Workflow

Every step addresses the problems above. Here's the complete mastering workflow.

1 Upload & Auto-Analyze

Drop your audio file and MasterForge automatically analyzes loudness (LUFS), peak levels, dynamic range, and bass frequency. Color-coded meters show quality at a glance.

2 AI Cleanup

Before mastering, remove what shouldn't be there. Three approaches for every skill level:

Skip

No cleanup needed

Auto

Detect & fix automatically

Manual

Full control over all settings

Four modules target AI-specific issues with real DSP processing:

● De-Click / De-Pop

Adaptive click/pop removal with RMS-based detection. Finds and removes transient glitches automatically.

● AI Artifact Suppression

STFT-based shimmer, fog, and pitch artifact removal. Targets synthetic residue unique to AI generation.

● Bass Mono

Mono bass below crossover frequency for tighter low end. Fixes AI's stereo bass killing phone speakers.

● Noise Reduction

Spectral noise gate — removes background noise while preserving transients. FFT-based precision.

BUILT FOR AI MUSIC

Every module uses real DSP processing — STFT spectral analysis, adaptive RMS detection, and M/S stereo processing. Available in all Starter tools: General, EDM, Hip-Hop, and Metal Master.


AI Cleanup: three-tier approach — Skip, Auto, or Manual with full parameter control.

3


AI CLEANUP

Clean up AI-generated artifacts before mastering. Most AI music benefits from artifact removal and bass tightening.


⚠ Be patient — AI Cleanup scans the whole file using spectral analysis. This might take up to 45 seconds depending on your hardware. Mobile devices may take longer.



Skip
No cleanup needed



Auto
Detect & fix automatically



Manual
Full control over all settings

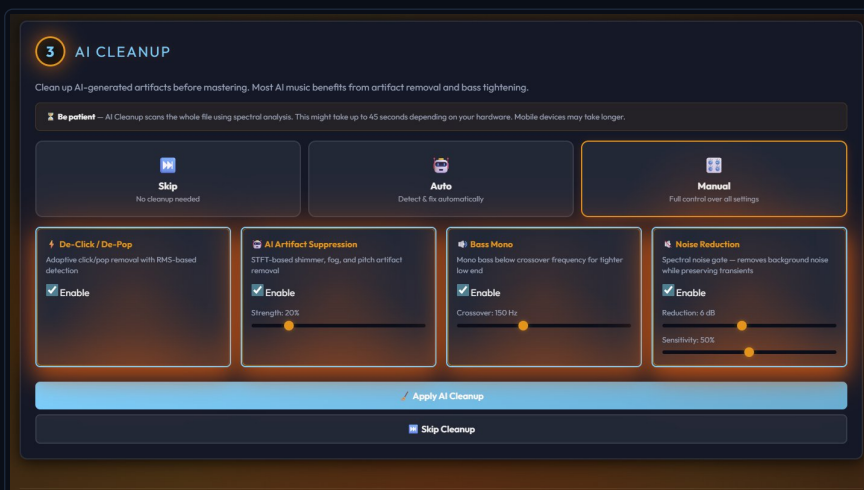
💡 When to use AI Cleanup:

- AI-generated music with metallic shimmer or haze
- Tracks with stereo bass that needs tightening
- Audio with clicks or pops
- Recordings with background noise or hiss
- Suno/Udio tracks before mastering

AI Cleanup: Manual Control & Results

Manual Mode: Full Control

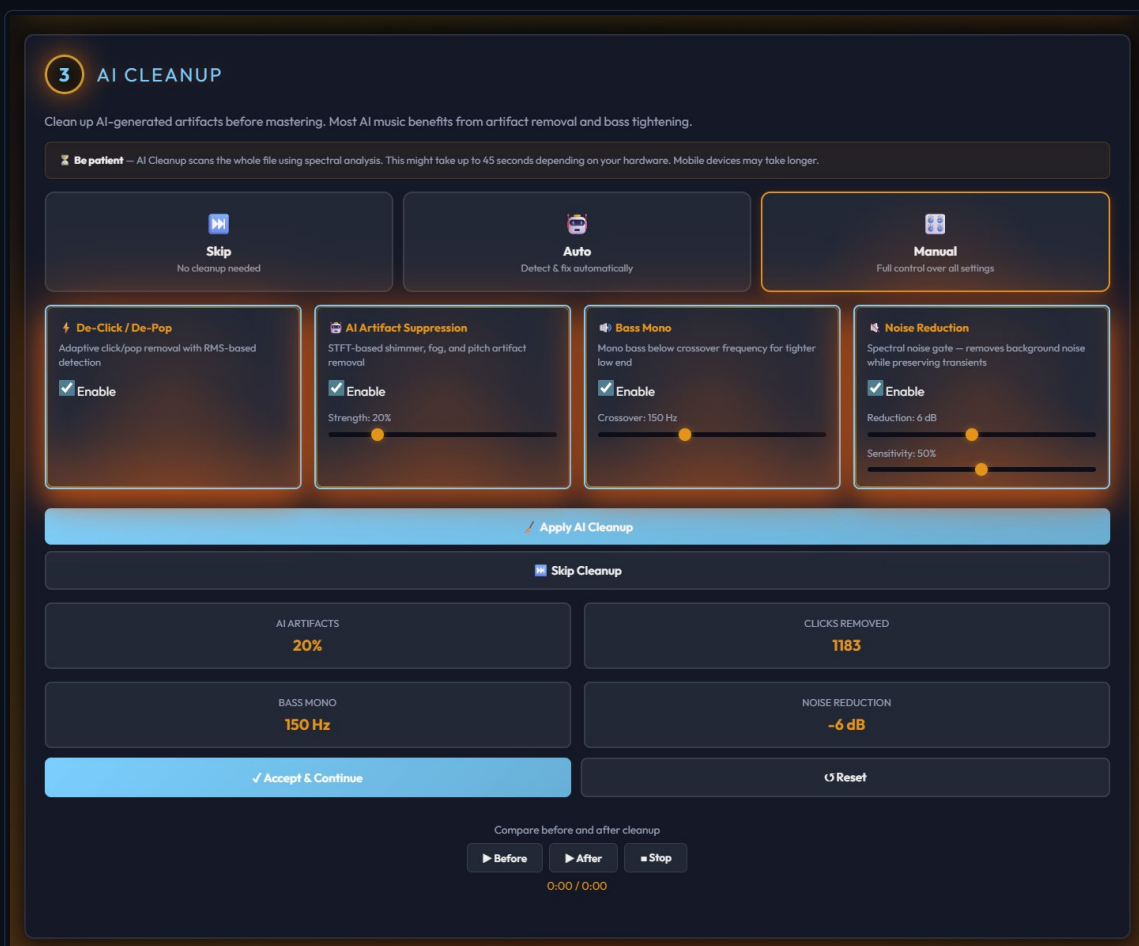
Each module has independent enable/disable and adjustable parameters. AI Artifact Suppression offers strength control (default 20%). Bass Mono has adjustable crossover frequency (default 150 Hz). Noise Reduction provides reduction depth (6 dB) and sensitivity (50%) controls.



Manual mode: four modules with independent controls. All defaults close to zero — respects your audio.

Results & A/B Comparison

After processing, see detailed results: artifact suppression percentage, clicks removed, bass mono crossover, and noise reduction applied. Compare before and after with the built-in A/B player.



Choose Your Sound

3 Smart Preset Selection

MasterForge analyzes your audio and **recommends the best preset**. It detects dark tonal balance, weak bass, harsh upper frequencies — then suggests the fix.

MasterForge Studio offers **6 mastering presets** (Open & Natural, Clear & Defined, Strong & Punchy, Warm & Rich, Bright & Airy, Balanced) plus specialized presets for podcasts, voice, and video.

Genre Masters: Built for Your Music

Don't know EQ from compression? Genre Masters provide **subgenre-specific presets** crafted for each style. Pick your genre, pick your subgenre — done.

<p>EDM Master</p> <p>House • Techno • Trance Dubstep • D&B • Future Bass</p> <p>6 subgenres × 3 presets</p>	<p>Hip-Hop Master</p> <p>Trap • Boom Bap • Lo-Fi Drill • Old School • Cloud Rap</p> <p>6 subgenres × 3 presets</p>	<p>Metal Master</p> <p>Thrash • Death • Black Doom • Power • Metalcore</p> <p>6 subgenres × 3 presets</p>
--	---	--

5 SELECT GENRE & PRESET







Recommended: deephouse

Weak bass foundation

• strengthens bass foundation

Apply "deephouse"

Choose your EDM subgenre to see specialized presets. 8 genres with 2-3 band-specific presets each, professionally crafted for signature sounds.

 House 3 presets	 Techno 3 presets	 Trance 3 presets
 Dubstep 3 presets	 Drum & Bass 3 presets	 Future Bass 3 presets

Select a genre to see band-specific presets. Each preset captures the signature sound of that band or style.

Mobile Users:
Processing may take up to 20 seconds on mobile devices.

EDM Master: 6 subgenres with 3 professionally crafted presets each. AI recommends the best fit.

WHY GENRE MASTERS MATTER

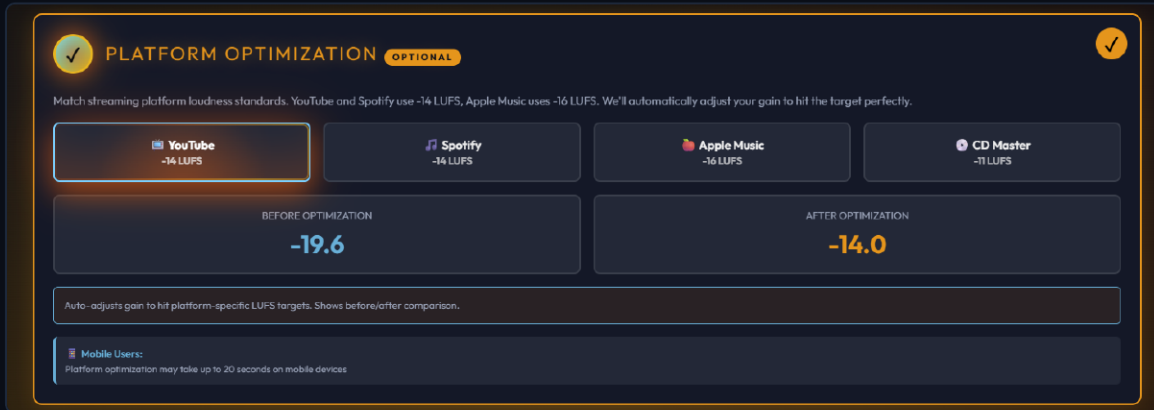
A House track and a Dubstep track need completely different mastering — different bass handling, transient shaping, stereo width. Genre presets encode years of audio engineering into a single click.

Optimize, Compare & Export

4 Environment & Platform Optimization

Listening Environment adjusts the master for where your audience listens: Car Audio, Headphones, Studio Monitors, Earbuds/BT, or Home Stereo.

Platform Optimization targets the correct loudness standard automatically.



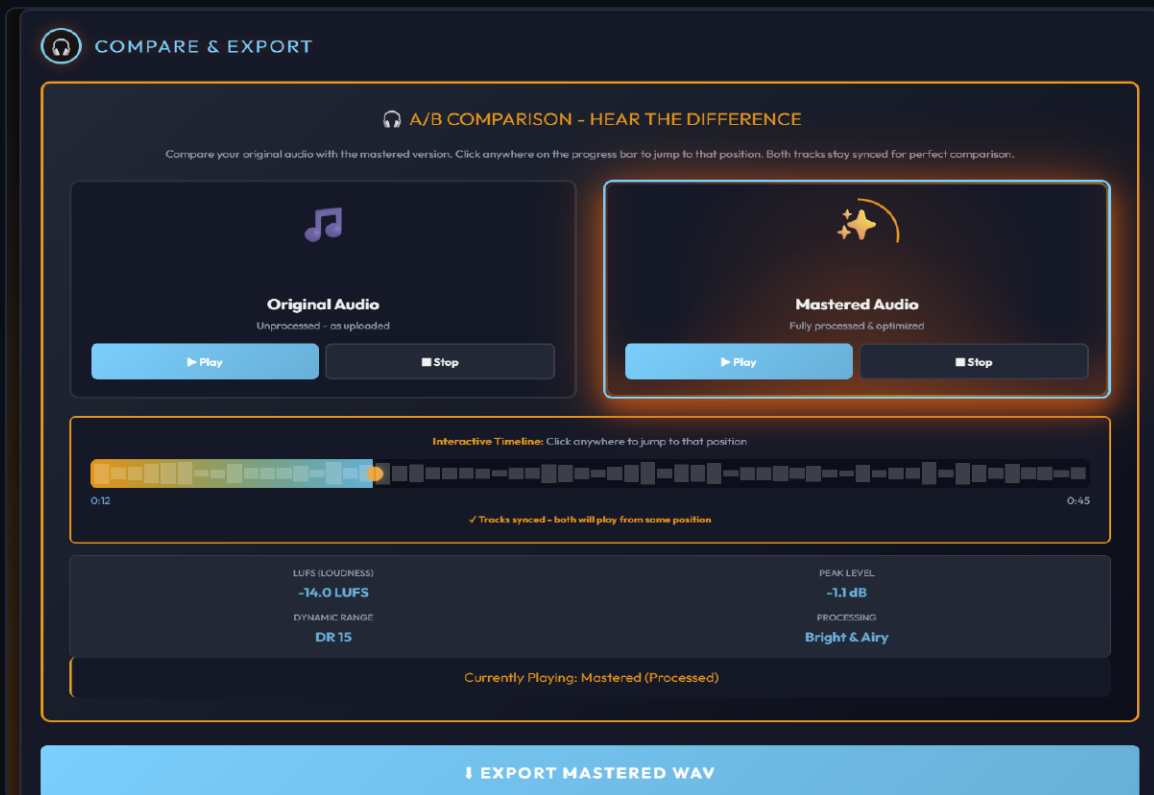
Platform Optimization: automatically adjusting from -19.6 LUFS to YouTube's -14.0 LUFS target.

5 A/B Compare

Synced A/B comparison — both tracks play from the same position. Instantly switch between original and mastered. This is where you train your ears.

6 Verify & Export

See **Before** → **After** of all metrics: LUFS, peak, dynamic range. Export as **lossless WAV**.



A/B comparison: hear exactly what mastering changed. Both tracks stay in sync for instant switching.

The Tweaking Advantage

While competitors offer a black box — upload, wait, hope — MasterForge gives you **39 professional controls** in **8 processing modules**. Every preset sets these automatically, but you can fine-tune any of them.

Bass Enhancement

Sub-Bass (20–60 Hz), Bass (60–120 Hz), Harmonic Exciter.
Auto-detects bass fundamental.

9-Band EQ

High-Pass through De-Harshness (1.5 kHz — AI's most common problem) to Air and High.

Transient Shaping

Attack and Sustain. Punch up drums or extend tails. Essential for AI audio.

Dynamics

Threshold, Ratio, Stereo Width, Parallel Mix — blend compressed and uncompressed.

Multiband Compression

3 independent bands (Low, Mid, High). Tighten bass without affecting highs.

Per-Band Saturation

Analog warmth selectively: Low = body, Mid = presence, High = air and shimmer.

Mid-Side Processing

Separate center and sides. Wide sound without losing center focus.

Reverb & Brickwall Limiter

Convolution reverb for space. Limiter (–0.3 dB ceiling) prevents clipping.

8 FINE-TUNE SETTINGS (OPTIONAL)

Advanced controls for precision mastering. Adjust EQ, compression, reverb, and more. All parameters are automatically set by your preset - manual tweaking is optional for perfectionists.

Bass Enhancement (Auto-Enhance)

DETECTED BASS FUNDAMENTAL: 110 Hz

- Sub-Bass (20–60 Hz): +2 dB
- Bass (60–120 Hz): +2 dB
- Harmonic Exciter: 10%

9-BAND EQ

- High-Pass: 40 Hz
- Tight Bass (20 Hz): +1 dB
- Body (250 Hz): +1 dB
- Low-Mid (400 Hz): –2 dB
- Presence (1 kHz): +0.5 dB
- De-Harshness (1.5 kHz): –1 dB
- High-Mid (1.5 kHz): +2.5 dB
- Air (20 kHz): +0.5 dB
- High (8 kHz): +2 dB

TRANSIENT SHAPING

- Attack: +10%
- Sustain: +20%

DYNAMICS

- Threshold: –20 dB
- Ratio: 4:1
- Output Gain: –1 dB
- Stereo Width: 100%
- Parallel Mix: 60%

MULTIBAND COMPRESSION

- LOW BAND (20–200 Hz): Threshold –24 dB, Ratio 4:0.1
- MID BAND (200 Hz–5 kHz): Threshold –20 dB, Ratio 4:0.1
- HIGH BAND (5 kHz+): Threshold –18 dB, Ratio 4:0.1

PER-BAND SATURATION

- Low Saturation (20–200 Hz): 3%
- Mid Saturation (200 Hz–5 kHz): 3%
- High Saturation (5 kHz+): 0%

MID-SIDE PROCESSING

- MID (Center Channel): Mid Gain +1 dB, Mid High Freq +0.5 dB
- SIDE (Stereo Channel): Side Gain +0 dB, Side High Freq +0.5 dB

REVERB & EFFECTS

- Reverb Mix: 0%
- Reverb Decay: 1.2s
- Pre-Delay: 0 ms
- High-Pass (Reverb): 250 Hz

BRICKWALL LIMITER

- Ceiling: –0.3 dB
- Release: 40 ms

Alert: safety limiter to prevent clipping. Always active.

Update Master

Click to apply your manual adjustments

Mobile Users

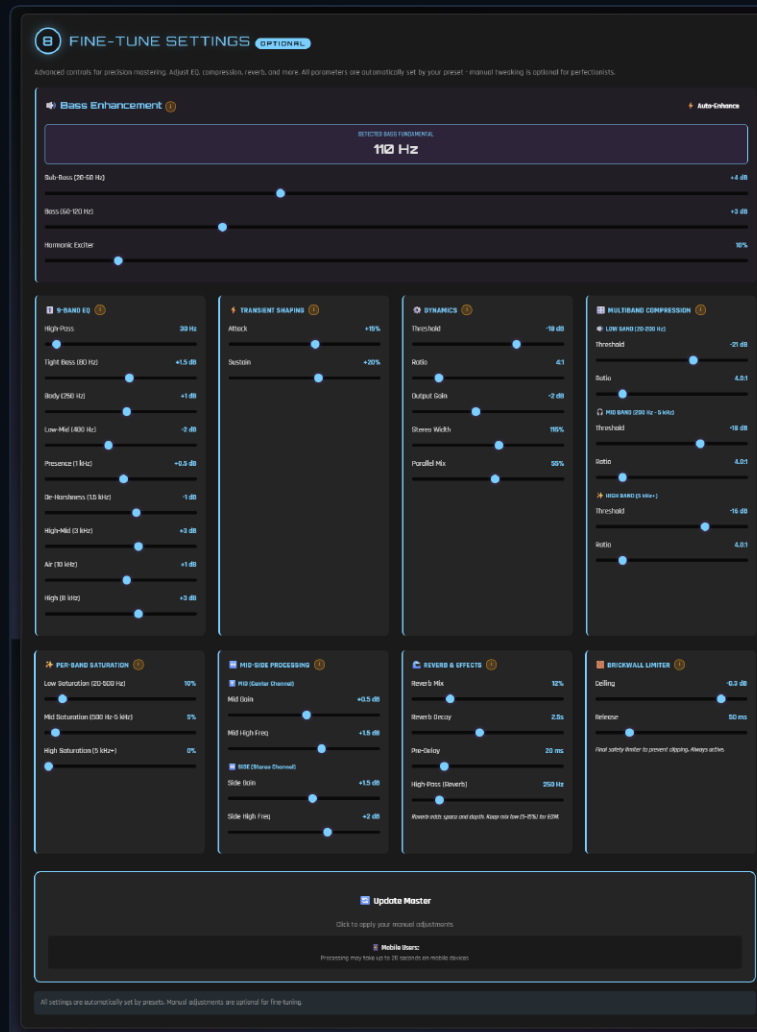
Processing may take up to 20 seconds on mobile devices

All settings are automatically set by presets. Manual adjustments are optional for fine-tuning.

All 8 processing modules visible at once. Every slider adjustable. Every preset customizable.

Same Controls in Every Genre Tool

Whether you use EDM Master, Hip-Hop Master, or Metal Master — you get the same 39 professional controls, tuned for each genre's needs. Presets set the starting point; you shape the result.



A NOTE ABOUT PROCESSING

When you adjust settings, your track is re-processed. Desktop: 1–2 seconds; mobile: 15–20 seconds. A deliberate trade-off for complete control. For real-time adjustment, see **Pro Master** on page 12.

Understanding Platform Codecs

When you upload a mastered WAV, the platform re-encodes it. Each codec handles audio differently — your master can sound different on each platform.

PLATFORM	CODEC	MAX QUALITY	LUFS TARGET	NOTES
YouTube	Opus	256 kbps	-14 LUFS	Best codec — preserves transients & stereo well
Spotify	Ogg Vorbis	320 kbps	-14 LUFS	Good quality, slight high-frequency softening
Apple Music	AAC	256 kbps	-16 LUFS	Different LUFS target — plan accordingly
CD Master	PCM (WAV)	1411 kbps	-11 LUFS	Uncompressed, loudest target

YouTube's Opus at 256 kbps produces **better quality** than Spotify's Vorbis at 320 kbps. Opus preserves transient detail and stereo image more faithfully. For AI music with subtle artifacts, codec choice matters.

Every platform applies **loudness normalization**. If your master is at -10 LUFS and target is -14, the platform turns it down 4 dB — reducing dynamics. Hitting the target exactly means your master plays as intended.

Your Playback Chain Matters

Your master is only as good as the playback chain. Make sure your system isn't adding coloration.

Windows

Sound Settings → Format: **48000 Hz, 24-bit**. Disable "enhancements" and "spatial sound." Use WASAPI exclusive mode.

Mobile

Bluetooth: **SBC** (worst) < **AAC** (good) < **aptX HD / LDAC** (best). Disable built-in EQ. Wired > Bluetooth.

macOS

Audio MIDI Setup → **48000 Hz, 24-bit Integer**. Verify no audio plugins active.

Browser Preview

Web Audio API uses system sample rate. Preview is approximation — **the export is the truth**.

PRO TIP

Test your master on **at least three systems**: headphones, a car, and a phone speaker. Good on all three = nailed it.

MasterForge vs. Other Tools

We believe in transparency. Here's an honest comparison.

FEATURE	LANDR	EMASTERED	MF FREE	STARTER €4.99	PRO €9.99
Approach	Black-box AI	AI + limited	Presets + tweaking	Presets + tweaking	Real-time DSP
User Control	None	Basic sliders	39 sliders	39 sliders	Full studio
EQ Bands	Hidden	3-band	9-band	9-band	31-band parametric
Genre Presets	Generic	Generic	Subgenre-specific	Subgenre-specific	Subgenre + custom
AI Cleanup	No	No	Yes	Yes	Yes
Multiband Comp	Hidden	No	3-band	3-band	4-band
Mid/Side	No	No	Yes	Yes	Yes + M/S EQ
ToneMap	—	—	—	—	4-axis meta
Stem Mixing	No	No	No	No	2-8 stems
A/B Compare	Limited	Yes	Synced	Synced	Synced + preview
Masters	Limited	Limited	5 free	Unlimited	Unlimited
Price	\$13-25/mo	\$19-49/mo	Free	€4.99/mo	€9.99/mo

MasterForge's philosophy: give you the tools, not a black box. AI audio varies between tracks and generators. A one-size-fits-all algorithm can't adapt like you can with the right controls. That's why this guide exists — to give you the knowledge to use those controls.

Going Pro: Real-Time Mastering

Everything so far uses MasterForge's free and Starter tier. For real-time control and studio-grade processing, **Pro Master** takes it further.

Real-Time Parametric EQ

Up to **31 bands** of parametric EQ with real-time spectral visualization. Min-Phase and Linear Phase (HQ) modes. Click directly on the spectrum to add and adjust bands while audio plays.



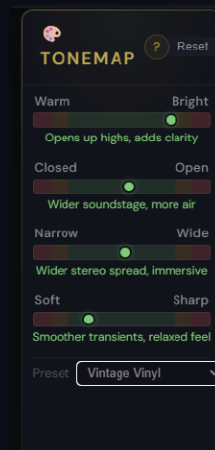
31-band parametric EQ with live spectrum, loudness metering, stereo correlation, and AI analysis.

ToneMap: 4 Axes, Infinite Possibilities

Four intuitive axes — **Warm/Bright**, **Closed/Open**, **Narrow/Wide**, **Soft/Sharp** — simultaneously adjust 10+ DSP parameters.

Move one slider and watch EQ, compression, saturation, and stereo controls adjust in real time. 8 presets like "Vintage Vinyl" and "Club Ready" give instant starting points.

Zone system: green (0–60%) subtle, orange (60–80%) experimental, red (80–100%) extreme.



The Complete Pro Master Control Panel

Input gain, ToneMap, 4-band multiband compressor, stereo with Bass Mono and M/S EQ, saturation (Tube/Tape/Transistor), brickwall limiter – all in one view, all real-time.



Every Pro control: Input, ToneMap, Compressor (4-band), Stereo (Width, M/S EQ, Bass Mono), Saturation, Limiter/Output.

Multi-Track Stem Mixer

Drop 2–8 stem files for a mixing console. Each track: **volume, pan, 3-band EQ, mute, solo, compression**. Edit regions with gain attenuation and per-region EQ. Then "Bounce to Master."



6-stem mixing console: per-track controls, solo/mute, EQ, compression. Region editing for surgical fixes.

Pro Master Also Includes

Bass Mono

Sums bass below configurable threshold to mono — fixes AI's stereo bass killing phone speaker playback.

Spectral Suppressor (HQ)

Auto-identifies and removes resonances. Surgical fix for persistent frequency issues.

Dynamic EQ

Frequency-dependent compression. Compresses only when a frequency exceeds threshold — transparent, precise.

Saturation Modes

Tube, Tape, Transistor with up to 4× oversampling. Analog character without aliasing.

M/S EQ

Independent 3-band EQ for Mid and Side. Shape center focus and stereo width separately.

4-Band Multiband Compressor

Adjustable crossovers, individual threshold/ratio/attack/release/gain per band.

Platform Preview

Hear how your master sounds on YouTube, Spotify, Apple Music, or phone speaker before exporting.

Professional Export

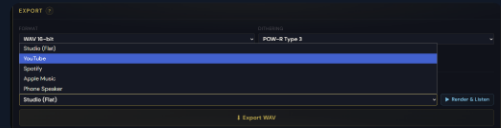
WAV 16/24/32-bit float. LUFS normalization with POW-R Type 3 dithering.

Three Quality Modes

LITE — Min-phase EQ, basic processing. Fastest.

NORMAL — Dynamic EQ, 2× saturation oversampling. Balanced.

HQ — Linear-phase EQ, spectral suppressor, 4× oversampling. Maximum quality.



Platform Preview: test exports on different platforms.

COMING SOON

SoundStage — Spatial simulation for headphones, speakers, car. **De-esser** — Sibillance control for vocals. **FLAC & MP3 export**.

Get Started

Try MasterForge Free

5 free masters • No credit card • All features included

masterforge.app

Pricing

FREE

€0

5 masters

All features & tools
All genre masters
39 fine-tune controls
WAV export

STARTER

€4.99/mo

Unlimited masters

All features & tools
All genre masters
39 fine-tune controls
WAV export

PRO

€9.99/mo

Everything in Starter +

Real-time DSP
ToneMap meta-control
Stem mixing (2-8)
31-band parametric EQ
Platform Preview

This Is Part 1 of 3

Register at masterforge.app to receive the next guides free:

Part 2: Advanced Mastering Techniques

EQ strategy, compression theory, genre-specific approaches, reference track matching.

Part 3: Platform Delivery & Pro Workflow

Platform optimization, stem separation, batch mastering, professional delivery.

Registered users receive guides, updates, and tips before public release.

 **MasterForge**

Professional mastering for all your audio.

masterforge.app is a trademark of Sunrise Software Oy • Finland